


Thyristor Surge Suppressors



Features

- Low switching voltage
- Low on-state voltage
- Does not degrade surge capability after multiple surge events within limit
- Fails short circuit when surged in excess of ratings
- Low Capacitance

Typical Applications

- Protect circuit

Mechanical Data

- **Package:** DO-214AA (SMB)
Molding compound meets UL 94 V-0 flammability rating, RoHS-compliant, halogen-free
- **Terminals:** Tin plated leads, solderable per J-STD-002 and JESD22-B102



■Maximum Ratings (T_a=25°C Unless otherwise specified)

PARAMETER	SYMBOL	UNIT	Max
Storage temperature	T _{stg}	°C	-55~+150
Junction temperature	T _j	°C	-55~+150

■Thermal Characteristics (T_a=25°C Unless otherwise specified)

Part Number	V _{drm} @I _{drm} =5μA (V)	V _s @100V/μs (V)	V _t @I _t =2.2Amps (V)	I _{drm} @V _{drm} (μA)	I _s (mA)	I _t (A)	I _h (mA)	C _o @1MHz,2V bias (pF)
	Min	Max	Max	Max	Max	Max	Min	Typ.
P0080S_	6	25	4	5	800	2.2	30	60
P0300S_	25	40	4	5	800	2.2	50	65
P0640S_	58	77	4	5	800	2.2	150	45
P0720S_	65	88	4	5	800	2.2	150	45
P0721S_	64	72	4	5	800	2.2	150	45
P0900S_	75	98	4	5	800	2.2	150	40
P1100S_	90	130	4	5	800	2.2	150	40
P1300S_	120	160	4	5	800	2.2	150	40
P1500S_	140	180	4	5	800	2.2	150	35
P1800S_	170	220	4	5	800	2.2	150	65
P2000S_	180	220	4	5	800	2.2	150	60
P2300S_	190	260	4	5	800	2.2	150	60
P2600S_	220	300	4	5	800	2.2	150	45
P3100S_	275	350	4	5	800	2.2	150	45
P3500S_	320	400	4	5	800	2.2	150	40
P4000S_	360	460	4	5	800	2.2	150	40

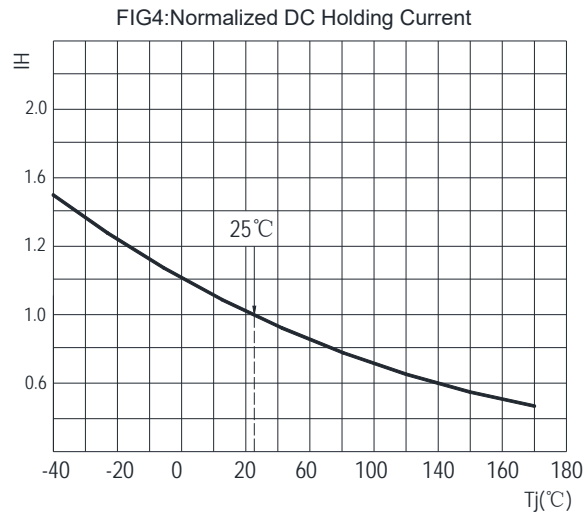
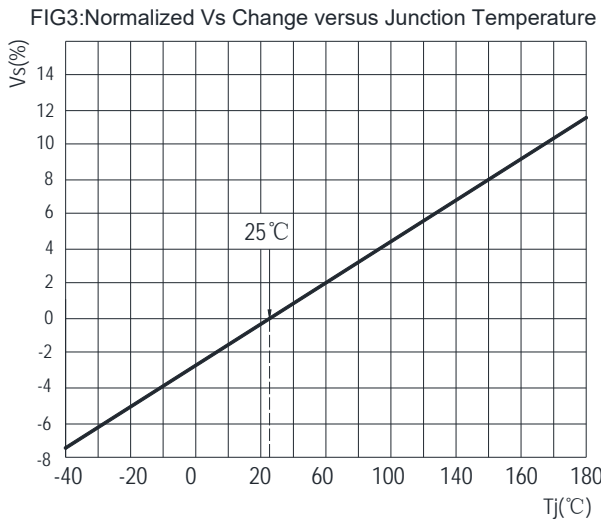
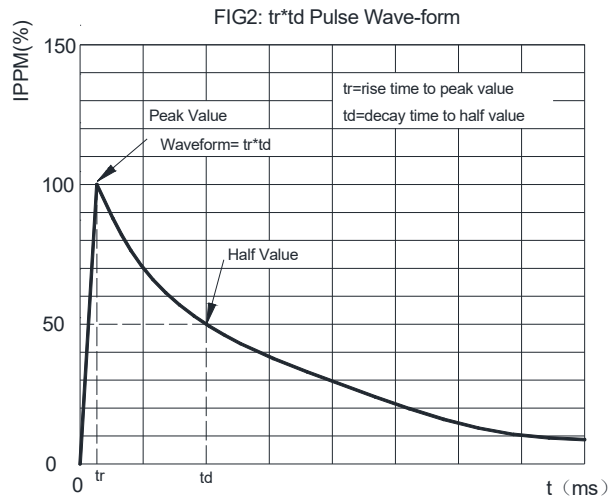
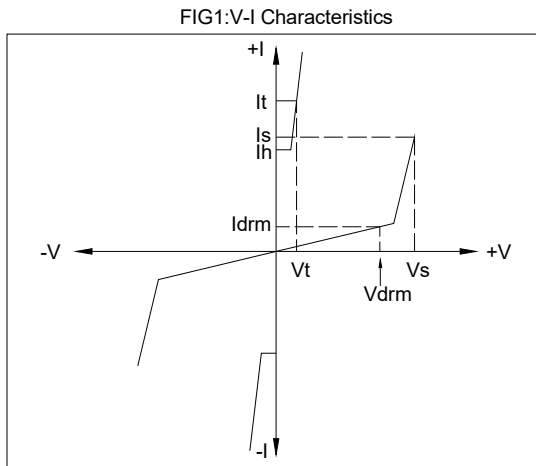


SMBJ TSS SERIES

For individual “SA”, “SB”, and “SC” surge ratings, see table below.

Series	Ipp 5/320us (A)	Ipp 1.2/50us (A)	Ipp 10/1000us (A)
	Min	Min	Min
A	50	150	45
B	100	250	80
C	200	400	100

■ Characteristics (Typical)



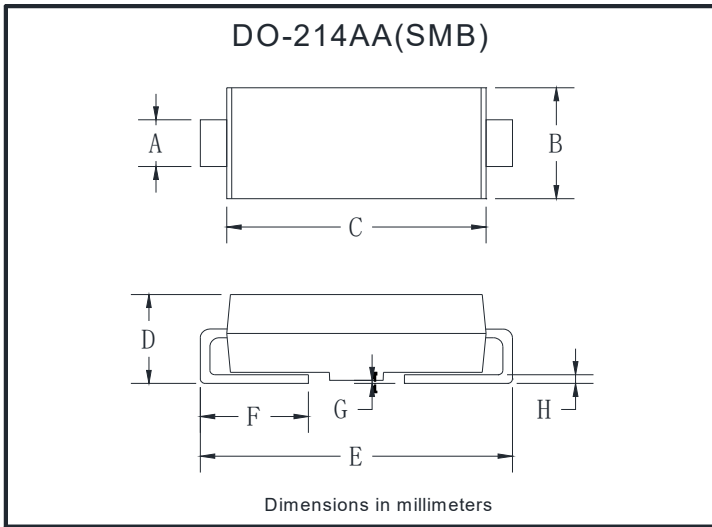
■ Ordering Information (Example)

PREFERED P/N	PACKING CODE	UNIT WEIGHT(g)	MINIMUM PACKAGE(pcs)	INNER BOX QUANTITY(pcs)	OUTER CARTON QUANTITY(pcs)	DELIVERY MODE
P0080SA-P4000SC	F1	Approximate 0.0975	3000	/	48000	13" reel
P0080SA-P4000SC	F2	Approximate 0.0975	750	3000	24000	7" reel
P0080SA-P4000SC	F3	Approximate 0.0975	500	2000	16000	7" reel



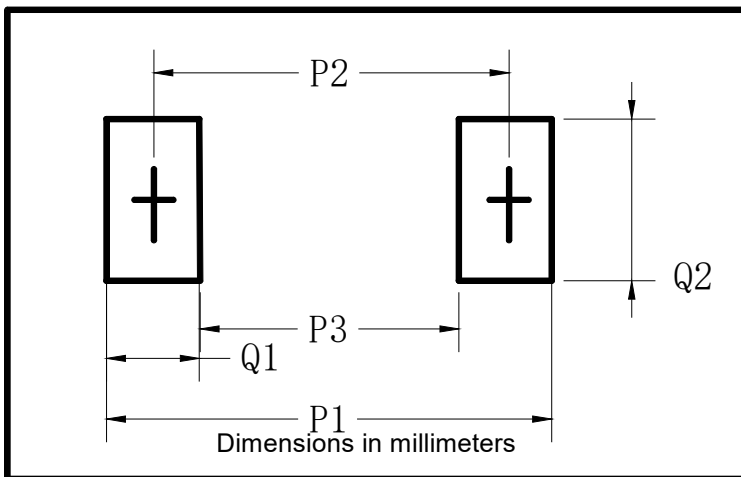
SMBJ TSS SERIES

■ Outline Dimensions



DO-214AA(SMB)		
Dim	Min	Max
A	1.85	2.20
B	3.30	3.94
C	4.05	4.75
D	1.95	2.61
E	5.21	5.59
F	0.76	1.52
G	0.05	0.20
H	0.15	0.35

■ Suggested pad layout



DO-214AA(SMB)	
Dim	Millimeters
P1	6.8
P2	4.3
P3	1.8
Q1	2.5
Q2	2.3



SMBJ TSS SERIES

Disclaimer

The information presented in this document is for reference only. Yangzhou Yangjie Electronic Technology Co., Ltd. reserves the right to make changes without notice for the specification of the products displayed herein to improve reliability, function or design or otherwise.

The product listed herein is designed to be used with ordinary electronic equipment or devices, and not designed to be used with equipment or devices which require high level of reliability and the malfunction of which would directly endanger human life (such as medical instruments, transportation equipment, aerospace machinery, nuclear-reactor controllers, fuel controllers and other safety devices), Yangjie or anyone on its behalf, assumes no responsibility or liability for any damages resulting from such improper use of sale.

This publication supersedes & replaces all information previously supplied. For additional information, please visit our website [http:// www.21yangjie.com](http://www.21yangjie.com) , or consult your nearest Yangjie's sales office for further assistance.